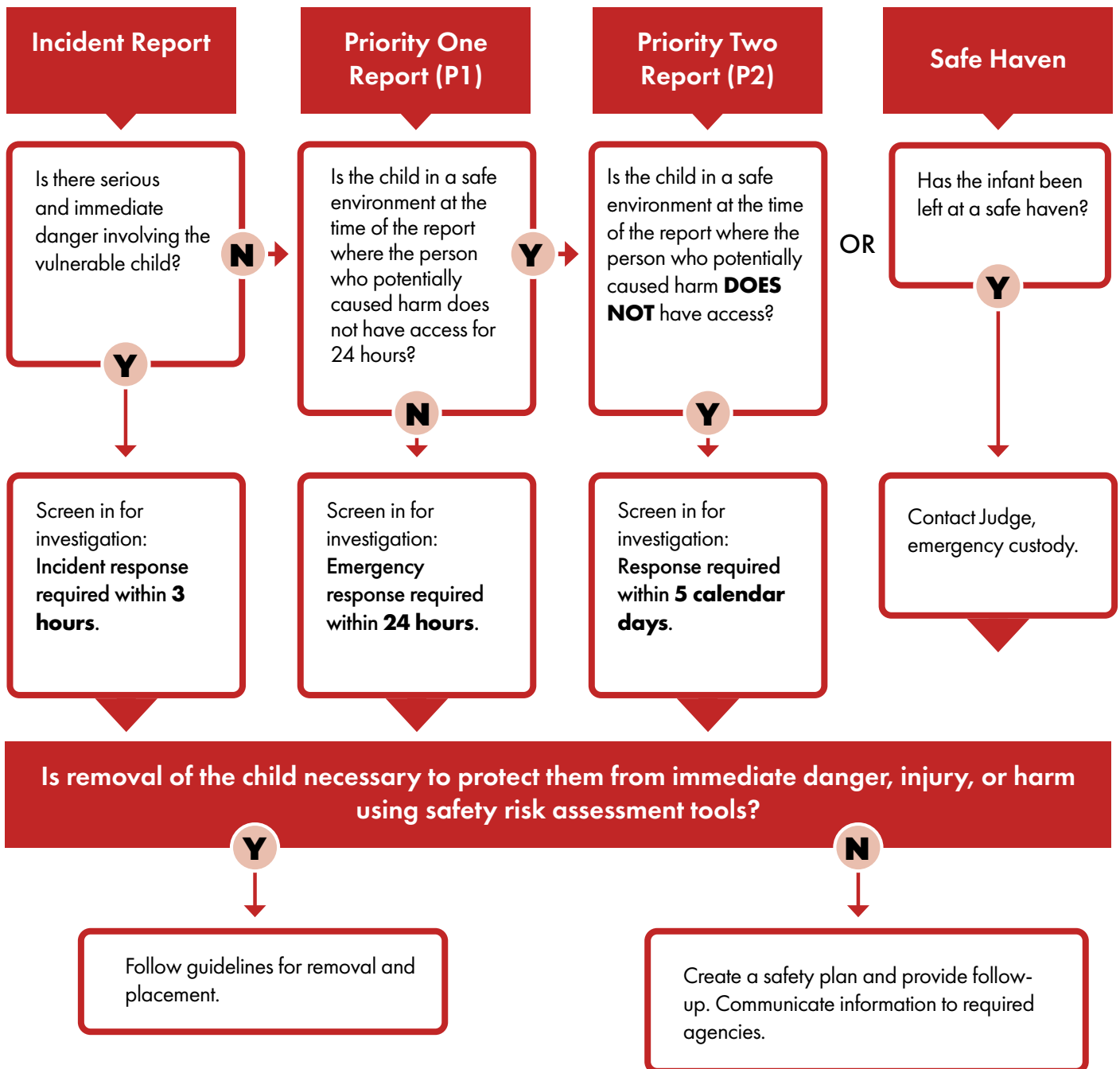


DECISION TREE EXAMPLES: PRIORITY RESPONSE DETERMINATIONS

The information contained in this toolkit and multimedia content represents the views and opinions of the creators and not the views of OUHSC or states, tribes, and agencies. Mandatory reporting requirements and response to PSB varies between jurisdictions. For more information about mandatory reportings of child abuse and neglect, visit: <https://www.childwelfare.gov/pubPDFs/manda.pdf>

Decision trees are tools to help with prompt responses to situations involving PSB. Below is an example of a decision tree used by a tribal agency to respond to child abuse and neglect (CAN) and PSB. When using decision trees, always consider the children with PSB and the impacted children.

Initial CAN Report and Priority Types and Steps

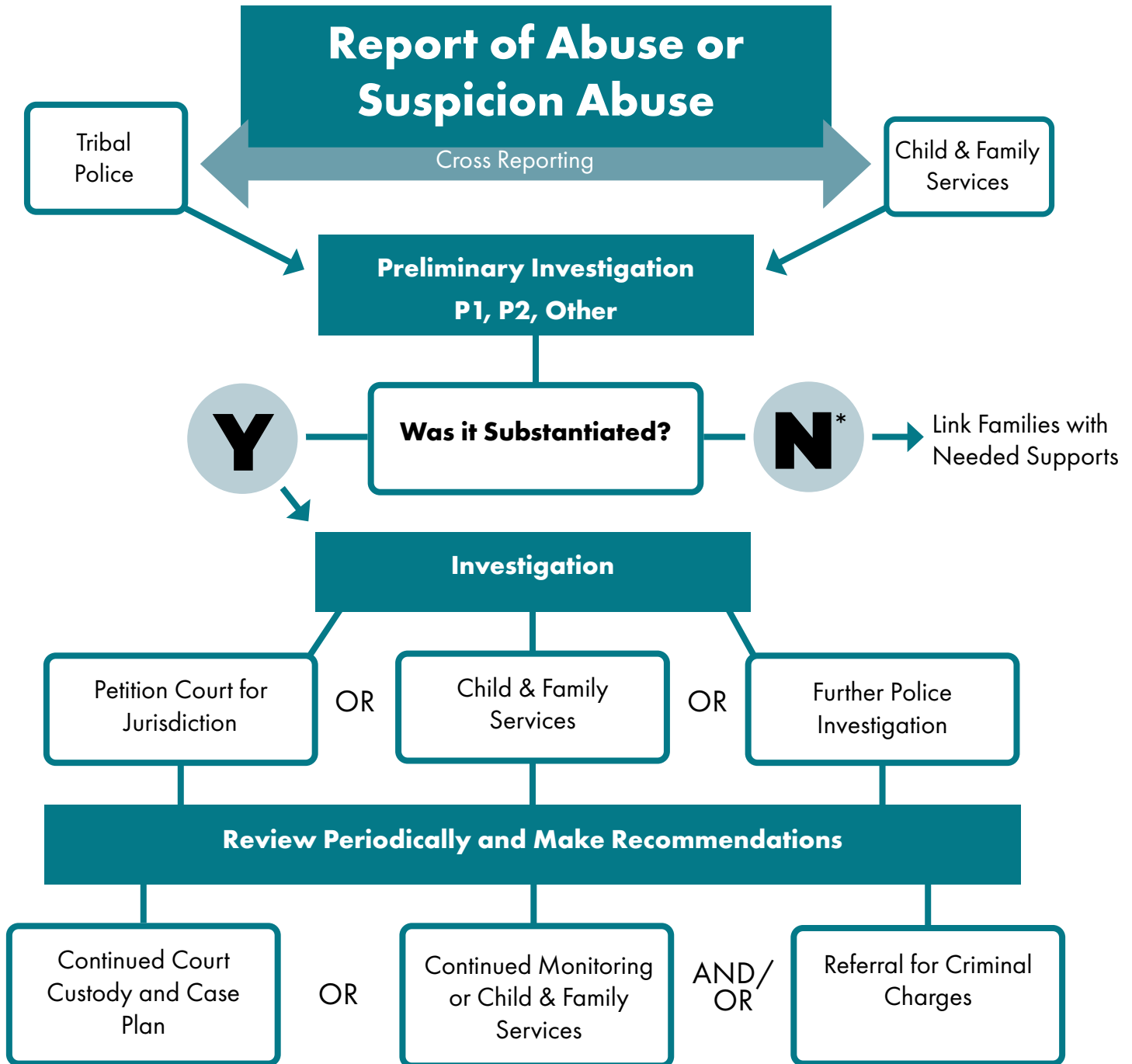


The project was supported by Grants 2019-MC-FX-K022, 2010-WP-BX-K062 and 2013-MU-MU-K102 awarded by the Office of Juvenile Justice and Delinquency Prevention, Office of Justice Programs, U.S. Department of Justice. The opinions, findings, and conclusions or recommendations expressed in this publication/ program/exhibition are those of the author(s) and do not necessarily reflect those of the Department of Justice.

DECISION TREE EXAMPLES: REPORTING, INTAKE SCREENING, AND ASSESSMENT

The information contained in this toolkit and multimedia content represents the views and opinions of the creators and not the views of OUHSC or states, tribes, and agencies. Mandatory reporting requirements and response to PSB varies between jurisdictions. For more information about mandatory reportings of child abuse and neglect, visit: <https://www.childwelfare.gov/pubPDFs/manda.pdf>

Below is an example of a reporting, intake, screening and assessment process used by a tribal agency.



P1= Within 24 hours of receipt of the report
 P2= Within five calendar days of receipt of report
 Other= As appropriate, screen out and service linkage

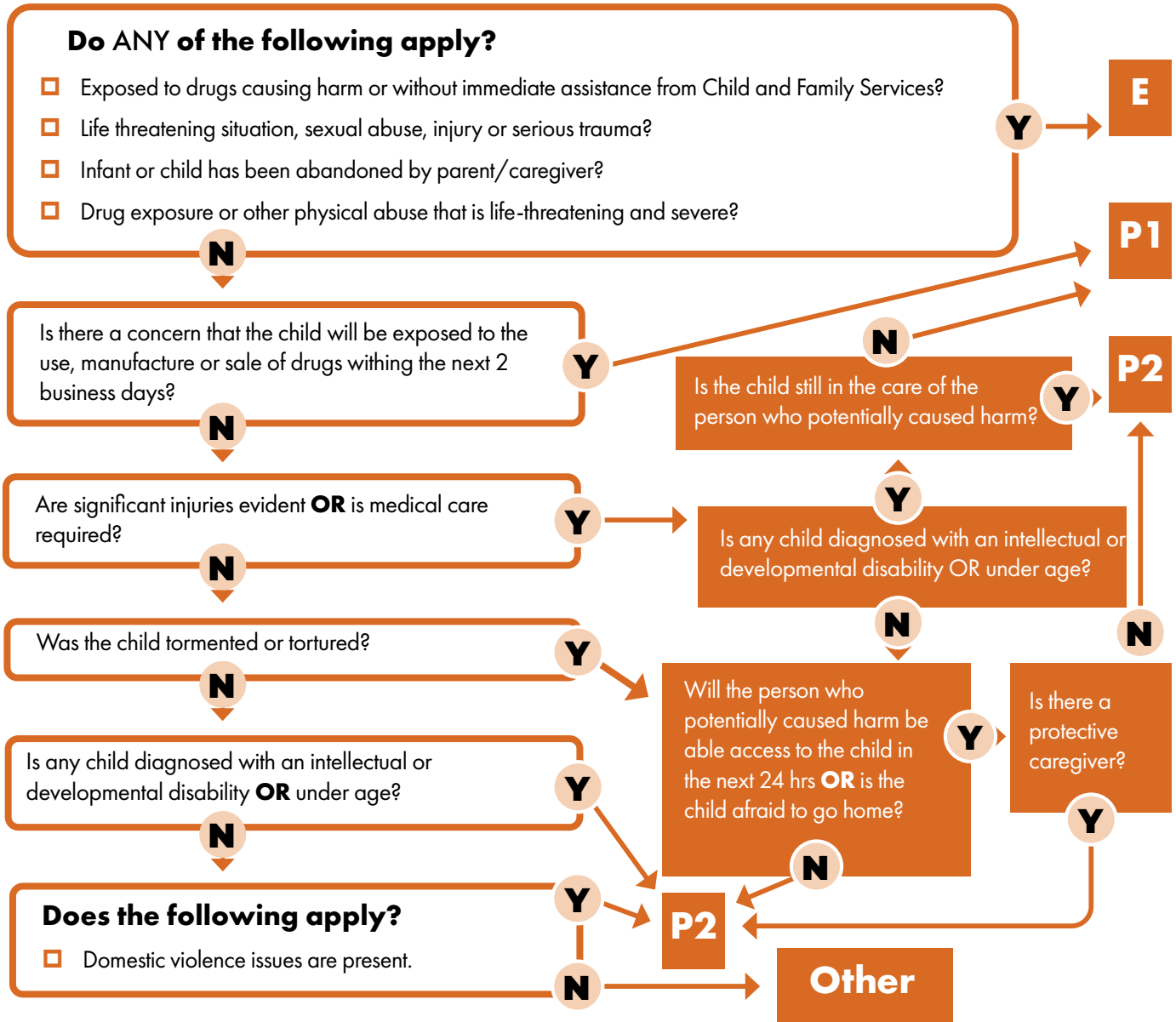
* Remember to integrate supports for family even if cases are unsubstantiated, engage caregivers, offer prevention and support resources.

DECISION TREE EXAMPLE: REPORTING, INTAKE SCREENING, AND ASSESSMENT

The information contained in this toolkit and multimedia content represents the views and opinions of the creators and not the views of OUHSC or states, tribes, and agencies. Mandatory reporting requirements and response to PSB varies between jurisdictions. For more information about mandatory reportings of child abuse and neglect, visit: <https://www.childwelfare.gov/pubPDFs/manda.pdf>

Complete this decision tree when there are multiple allegations. Assign a priority response level based on the highest level indicated. Circle "no" when information is not available or a condition does not exist.

Drug Exposed Child and Physical Abuse



E= Immediate within 3 hours of receipt of the report
 P1= Within 24 hours of receipt of the report
 P2= Within five calendar days of receipt of report
 Other= As appropriate, screen out and service linkage

The project was supported by Grants 2019-MC-FX-K022, 2010-WP-BX-K062 and 2013-MU-MU-K102 awarded by the Office of Juvenile Justice and Delinquency Prevention, Office of Justice Programs, U.S. Department of Justice. The opinions, findings, and conclusions or recommendations expressed in this publication/ program/exhibition are those of the author(s) and do not necessarily reflect those of the Department of Justice.